


Pedimat®

Model Pedimat M1

Keep floors clean and enhance entranceways with the industry-proven Pedimat entry mat system. Pedimat entrance matting is engineered for quiet performance, thanks to the combination of aluminum rails and hinge connectors, allowing them to be rolled up for easy cleaning and maintenance. These long-lasting entry mats can be recessed or surface mounted and are available in an exceptional array of finish options to match any décor.

Advantages

- Traps tracked in dirt and water
- Slip-resistant
- Enhances traction
- Long-lasting
- Rolls back for easy cleaning
- Recessed and surface mounted options
- Easily replace rails (Patent Pending)

Applications

- Vestibules
- Interior & exterior entries

Building Segments

- Aviation & Transportation
- Education
- Healthcare
- Office & Mixed Use
- Retail & Hospitality
- Senior Living
- Sports & Entertainment

[View 3D Model →](#)

Pedimat®

Product Details

- 7/16" (11.1mm) depth
- 2" (50.8mm) on-center tread spacing
- Ships rolled or flat

MODEL	PRODUCT WEIGHT	ROLLING LOAD	TREAD RAILS	SURFACE RAILS
M1	1.92 lb/sq ft	350 lb/wheel	PET-G	Aluminum
M2	2.33 lb/sq ft	350 lb/wheel	Aluminum	Aluminum

Certifications/Testing

- ASTM E-648
- ASTM D-2047
- Low VOC Emissions Certificate – Intertek Clean Air Gold (CDPH 01350 v1.2)



Mounting & Frame Options

FRAME TYPE	SURFACE MOUNTED	RECESS MOUNTED
No Frame	●	●
Tapered Vinyl	●	
Tapered Aluminum	●	
Carpet Transition	●	
Threshold	●	
Level Base		●
Tapered Angle		●


Model Options



Pedimat M1
PET-G Rails & Aluminum
Hinge Connectors

Pedimat M2
All Aluminum

Rail/Frame Finish Options




Mill

Anodized

Powder Coat

Insert Options

- M1 & M2



Heavy-duty
Carpet

Exterior
Carpet

Rubber

Logo

- M2



Abrasive

Recycled
Rubber

Serrated
Aluminum

See all frame & finish options online at c-sgroup.com.

Warranty

- Two-Year Limited Warranty



Learn More →